


2500 kVA

New Oil Rig Generator

To meet the petroleum drilling contractor's increased power demand, **Kato Engineering** is introducing a new 2500 kVA generator.

Smaller and less costly than our current 2500 kVA design, the new model will better meet the needs of today's drilling market.

This generator is designed to match the CAT engine and gives the oil drillers a very rugged, reliable and economic solution for their rig-power needs.



Leroy Somer North America

Model 6P6.6-3400

1500 kW, 2500 kVA

0.6 PF

1200 RPM

600 V

80° C rise @ 50° C ambient

Continuous duty

Phase balance of 1%

Waveform: line-to-line, no-load-to-full-load 2% single harmonic, 3% THD

Form-wound coils with VPI epoxy

Open drip-proof enclosure

Length: 103 in.

Height (from mounting feet to top of outlet box): 51.5 in.

Weight: 15,100 lbs.

Two bearing

Two per phase RTDs in the stator windings and one RTD in each bearing housing; 100 ohm platinum

Terminal standoff in the main outlet box for ease of connection by user

Space heater

Meets ABS MODU requirements for pitch and roll (Optional ABS and DNV certification is available)

Driven by a CAT 3516B HD diesel engine


Two-year warranty



Kato Engineering's new 2500 kVA rig power generator is based on its field-proven 1200 RPM design. Thousands of these units are in operation in petroleum applications worldwide. **Kato** generators are used in all climates and conditions, from the burning deserts of the Middle East to the frozen waters of the North Sea. Many drilling rigs are still operating today with **Kato** generators manufactured over 30 years ago.

Rotor: Copper amortisseur windings are standard on the [Kato](#) rotor to lessen damper cage heating caused by non-linear loads. Strong and corrosion resistant, the rotor can withstand high rotational force and salt-laden environments.

Insulation: [Kato](#) uses Class H insulation for the stator with a Class B temperature rise for an efficient and compact generator with a long operating life.



Mica turn taped magnet wire is used in the stator coils to provide nearly twice the instantaneous surge withstand capability as glass-covered magnet wire. And while many other insulation systems can survive a large surge impulse, the key to insulation life is withstanding repetitive surges. Mica insulation is more resilient to repetitive surges and impulses created by inverter-fed drives and other spike inducing devices. [Kato's](#) turn insulation exceeds specifications required by IEE-522 and IEC 34-15. Laboratory tests prove [Kato's](#) stator ground insulation instantaneous breakdown voltage exceeds 10,000 V while turn-to-turn insulation surge or spike impulse resistance is over 60,000 V.

[Kato's](#) stator, rotor and all other windings are part of a full vacuum-pressure impregnation (VPI) epoxy system that was developed over 30 years ago and continues to be refined. This system provides the most consistent protection against any premature winding failure. Many other brands use a bake-varnish system for the rotor and exciter windings. A bake-varnish system is subject to failure in harsh drilling environments.


Bearings: Both the drive and opposite-drive bearings are anti-friction, grease lubricated, wide-race type. They exceed a 100,000-hour L_{10h} bearing life. Grease can be completely purged anytime. Old grease and any excess grease is pushed out through a bottom purge vent and is forced under the unit. The fresh grease is sealed inside the bearing cavity. The seal keeps out moisture while holding fresh grease inside. The cavity is large, resulting in the longer greasing interval, but there is absolutely no danger of over greasing the bearings.

Endbells: Both the drive and opposite-drive endbells on [Kato](#) machines are torchcut steel assemblies with replaceable hardened-steel sleeves inserted between the endbell and the outer bearing race. This system allows for easy and economical rebuilding by rig personnel, nearly eliminating the need to send the complete generator to an outside service shop.

Junction box: The main junction box is top mounted with customer access located on the left side. Optional right-side access is available at no additional charge. Heavy duty buss bars are mounted on a rigid insulator, which is bolted to the top of the connection box.



Service and support: Because we are confident in the reliability of our product, we offer a two-year warranty. Complete field support is available by an experienced service staff as well as from long-standing, reputable centers throughout the world.



Leroy Somer North America

P.O. Box 8447
Mankato, MN 56002 USA
507-625-4011
Fax: 507-345-2798
E-mail: katoengineering@lsusa.com
www.kato-eng.com

